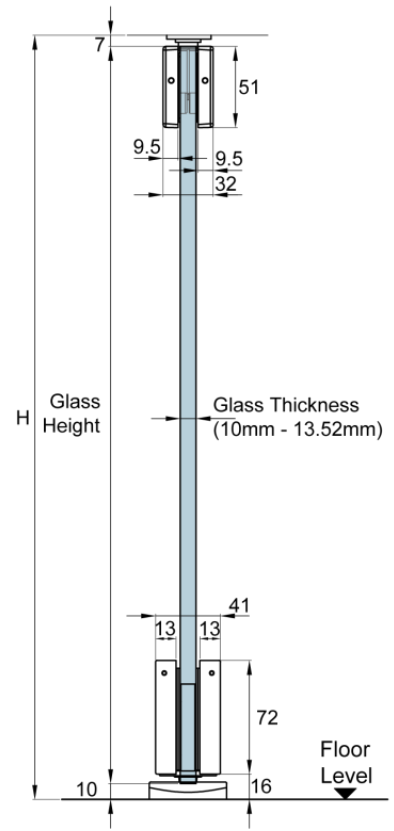
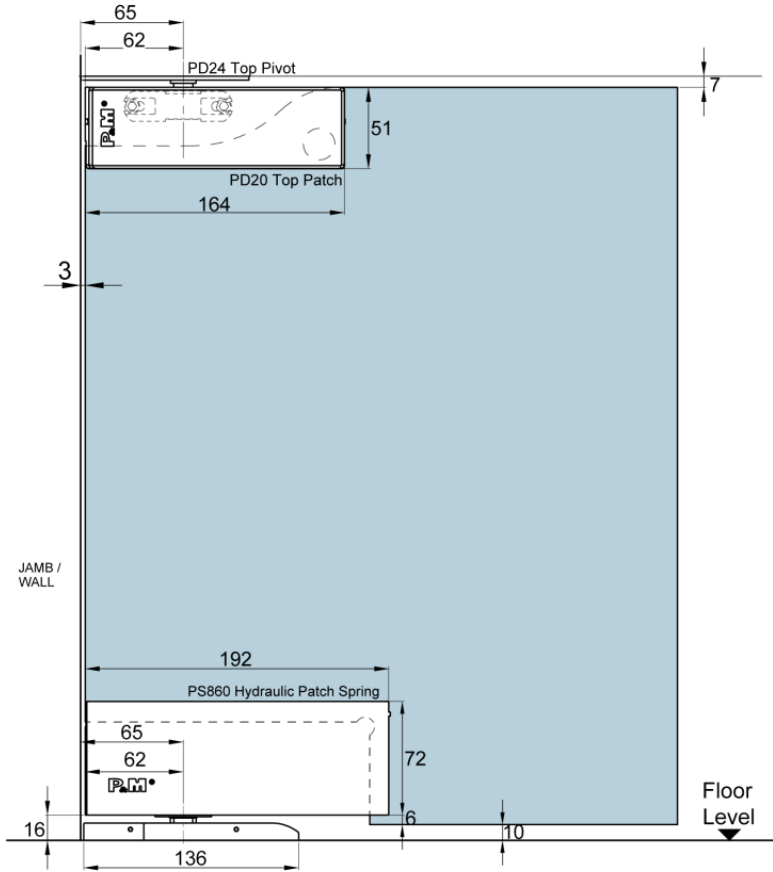
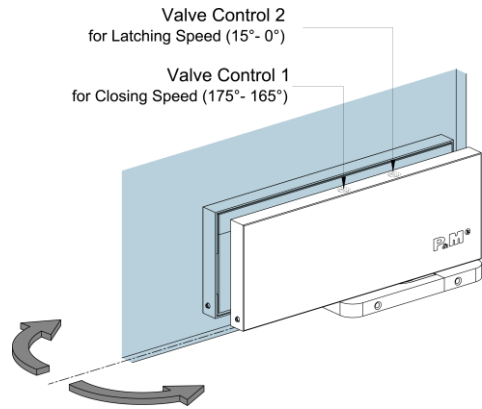
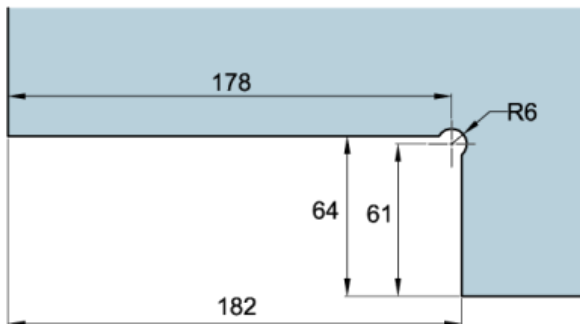


P&M[®] PS860 Hydraulic Patch Spring

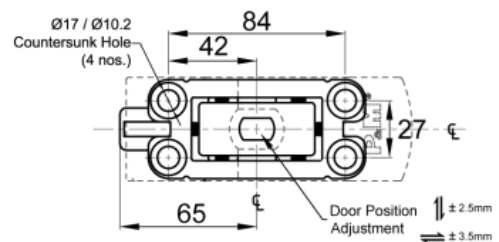
90° Hold open
Non-hold open (optional)
Glass thickness up to 13.52mm
Available spring power size: EN2 and EN3
Maximum door height: 2700mm
Maximum door width: 1200mm
Adjustable closing speed and latching speed
Finish: Polished or Satin stainless steel



PS860 Glass Notch:



PS860 Base Plate:



Due to the company's policy of continuous product development and enhancement, the specifications and details contained in this brochure are subject to alteration without prior notice.

The dimensions, details, specifications and statements made herein or by our representatives arising out of any enquiries are given for information purposes only. They are not intended to have any legal effect and the company will not be bound thereby. The company will only accept obligations which are expressly negotiated for, and agreed and incorporated into written agreements made specifically with its respective customers.