



HX **HINGES**

Soft-closing hinges for frameless glass doors



P&M[®] *Soft Closing Hinge for Entrance Door*

P&M HX Hinges are heavy duty, hydraulic-controlled hinges for double action frameless glass door. When using these hinges, the recommended maximum height and width for a 12mm thick tempered glass door is 2400mm x 800mm and the maximum load capacity is 60kg.

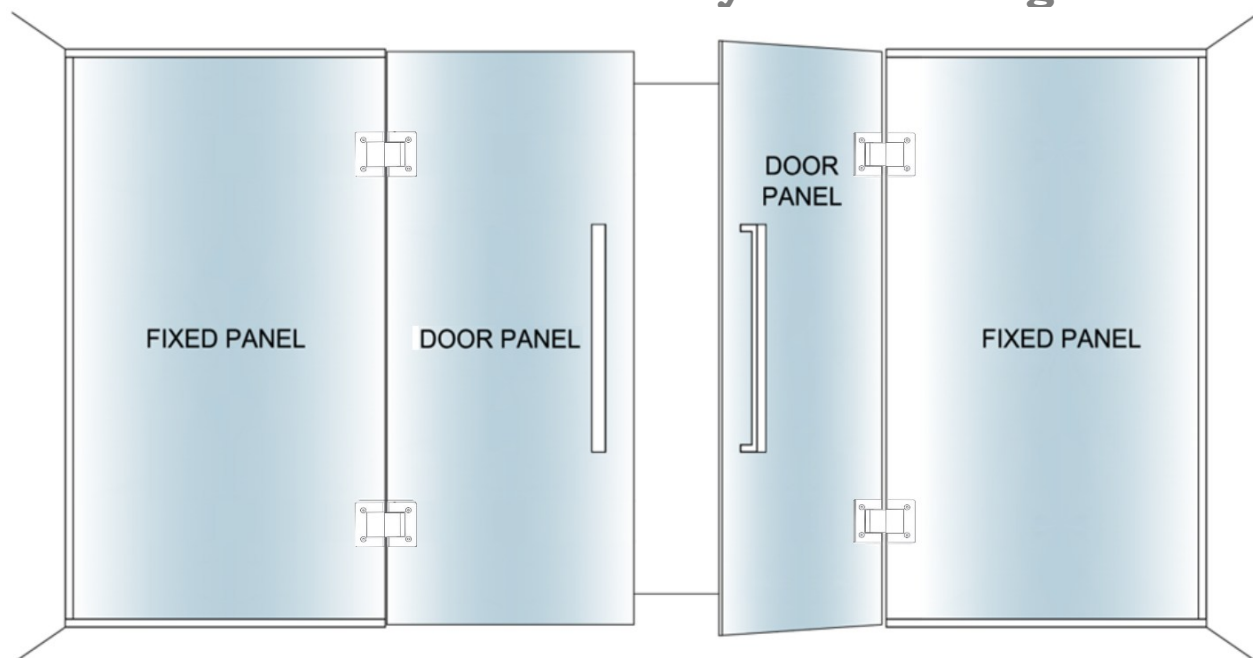
P&M HX hinges allow the design possibilities of avoiding messy hacking of concrete floor to receive door closer. Without the cover plate for the floor closer, the uniformity of the floor finish is maintained.

It is ideal for offices and homes, where the need for a hydraulic-controlled hinged glass doors is even more pronounced. Widely specified by architects and designers for use in entrance glass door for wet kitchen, wash areas, poolside fencings, as the best solution to the common problem of water seepage into the cement box of a floor closer.

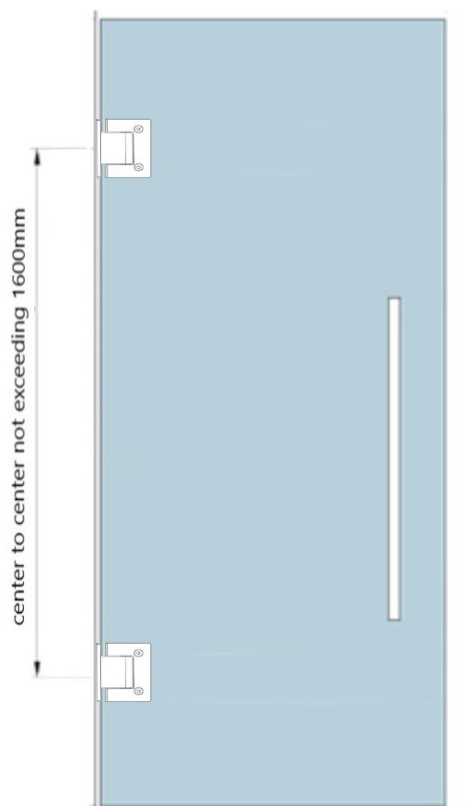


P&M HX Hinges are available in wall mount, offset wall mount and 180° glass to glass fixing. Made of high quality SUS304 stainless steel in polish finish.

180° Glass to Glass Hydraulic Hinge

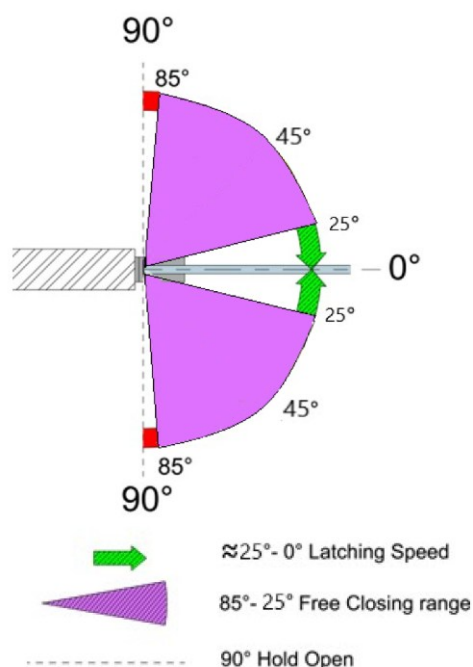


Wall Mounted Hinge



Closing Ranges & Function

- Free Closing Range (85° - 25°)
- Latching Range (≈25° - 0°)
- 90° Hold Open
- Self-centering

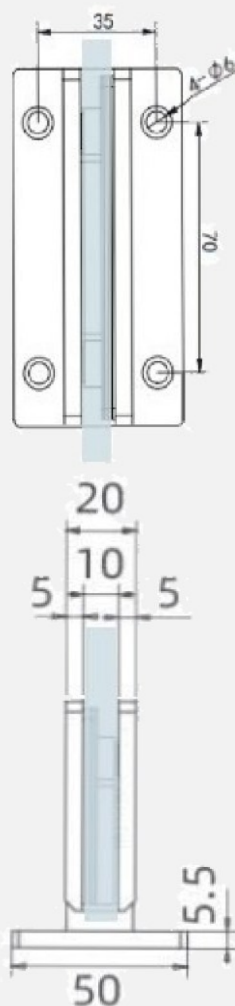

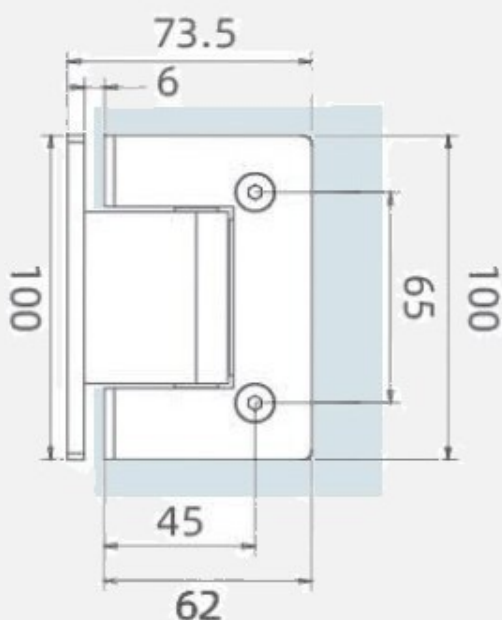




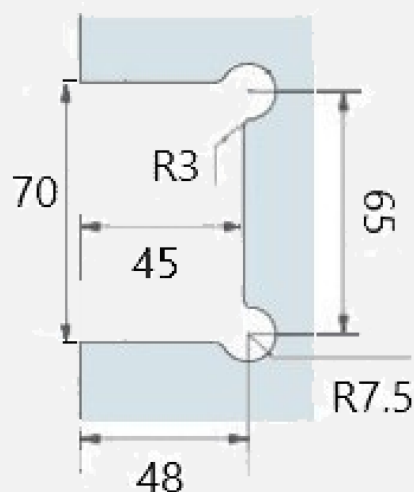
HX701

Wall Mounted Hinge

- Suitable for 10-12mm thick glass panel
- Maximum door weight : 50kg (2 Hinges)
: 60kg (3 Hinges)
- Maximum door width : 750mm (2 Hinges)
: 850mm (3 Hinges)
- Maximum door height: 2400mm
- Material: SUS304 Stainless Steel
- Finish: Polish Stainless Steel
- 90° Hold Open



Glass Preparation

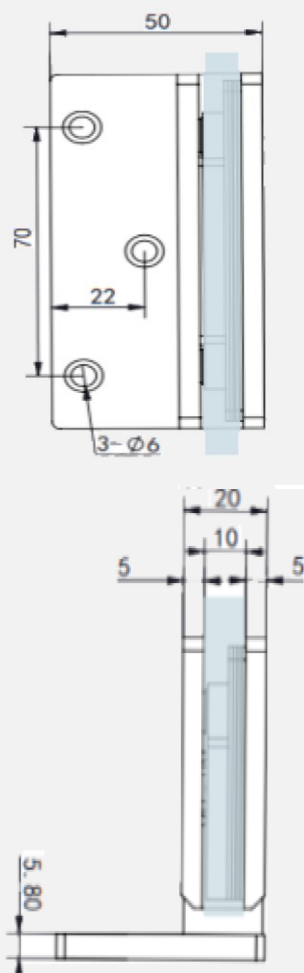
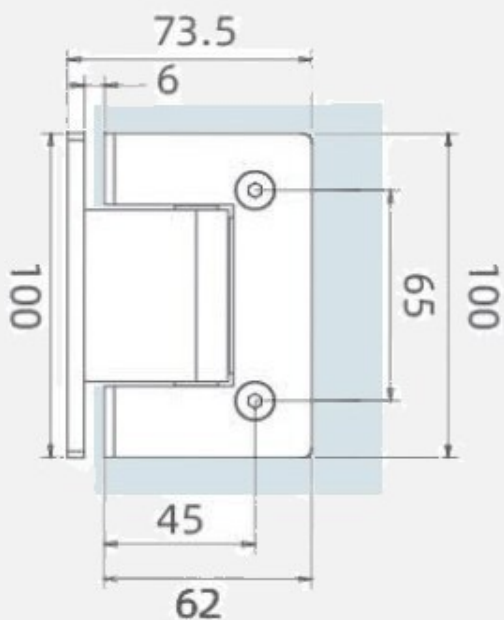




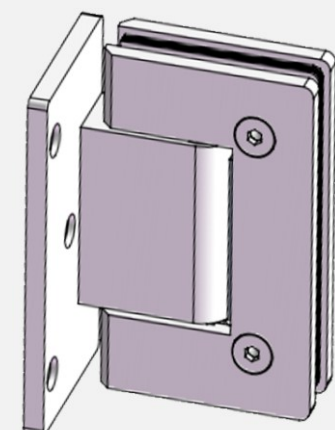
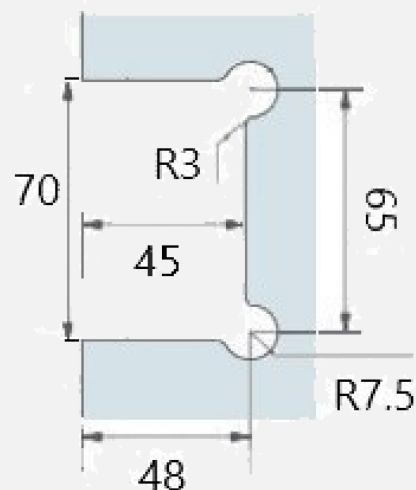
HX701OS

Wall Mounted Hinge

- Suitable for 10-12mm thick glass panel
- Maximum door weight : 50kg (2 Hinges)
: 60kg (3 Hinges)
- Maximum door width : 750mm (2 Hinges)
: 850mm (3 Hinges)
- Maximum door height: 2400mm
- Material: SUS304 Stainless Steel
- Finish: Polish Stainless Steel
- 90° Hold Open



Glass Preparation



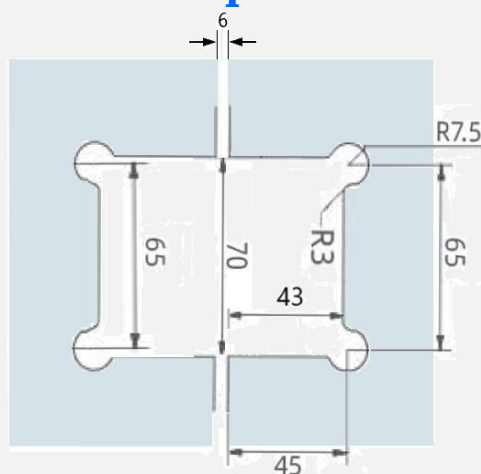
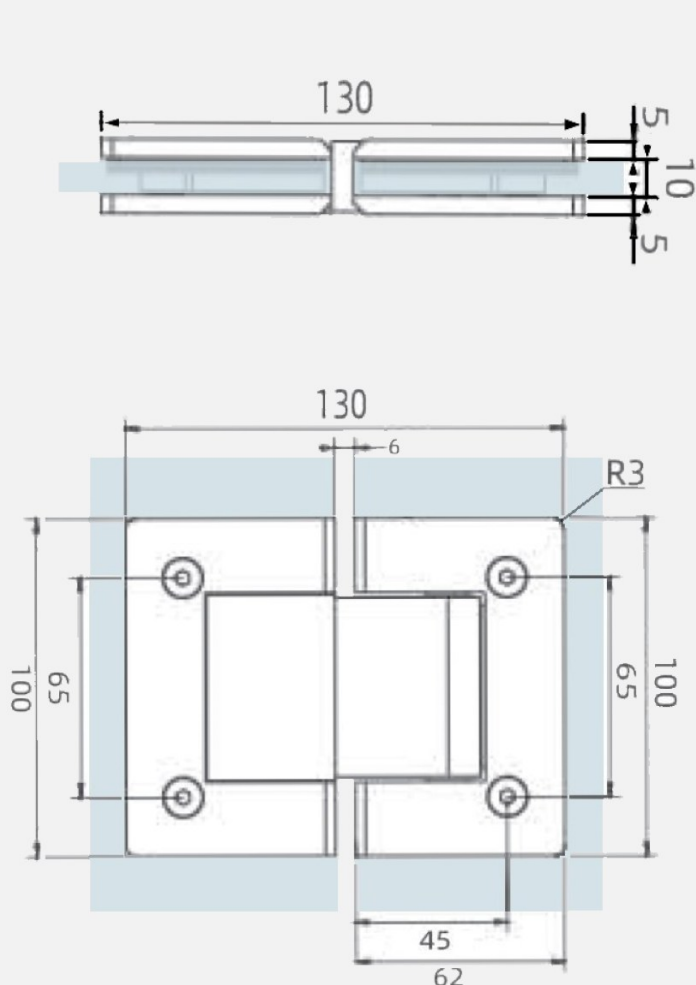


HX702

180° Glass to Glass Hinge

- Suitable for 10-12mm thick glass panel
- Maximum door weight : 50kg (2 Hinges)
: 60kg (3 Hinges)
- Maximum door width : 750mm (2 Hinges)
: 850mm (3 Hinges)
- Maximum door height: 2400mm
- Material: SUS304 Stainless Steel
- Finish: Polish Stainless Steel
- 90° Hold Open

Glass Preparation



Technical Data

	HX701	HX701OS	HX702
Application	Wall Mounted	Wall Mounted [Offset]	Glass to Glass 180°
Glass Thickness	8mm – 12mm	8mm – 12mm	8mm – 12mm
Maximum Door Width (mm)	850	850	850
Maximum Door Height(mm)	2400	2400	2400
Maximum Door Weight(kg)	65	65	65
Maximum Door Opening	90°	90°	90°
Double Action	•	•	•
Closing Range (85° - 25°)	•	•	•
Latching Range (25° - 0°)	•	•	•
90° Hold Open	•	•	•
Dimensions (mm)	Length	50	50
	Width	74	74
	Height	100	100

• YES

Due to the company's policy of continuous product development and enhancement, the specifications and details contained in this brochure are subject to alteration without prior notice.

The dimensions, details, specifications and statements made herein or by our representatives arising out of any enquiries are given for information purposes only. They are not intended to have any legal effect and the company will not be bound thereby. The company will only accept obligations which are expressly negotiated for, and agreed and incorporated into written agreements made specifically with its respective customers.

Related Products



Door Handles – Melosa Series



Patch Fittings – Merlin & Prima Series



Latches & Locks – Alden Series

Preference
The Preferred Name in Entrance Systems

Preference Pte Ltd

No.2 Kallang Pudding Road #01-02 Mactech Building Singapore 349307

Tel: (65) 6746 5185 Fax: (65) 6746 8749 Email: enquiry@preference.com.sg Website: www.preference.com.sg